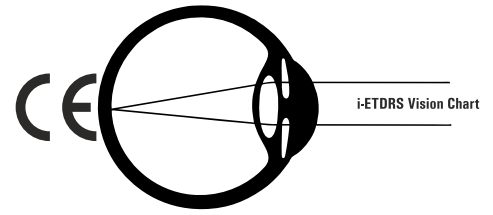

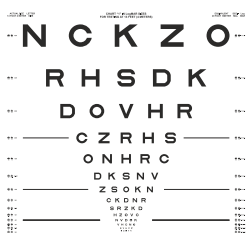


i-ETDRS Vision Chart Illuminated Cabinet



Replacement ETDRS Florescent Tube Product Code: 995450

Replacement florescent bulb with fenestrated diffusing sleeve providing uniform lighting. Bulb fits standard ETDRS light box with 2 tubes. Bulbs are sold as each. 20 Watt. It is recommended that both bulbs be replaced at the same time.

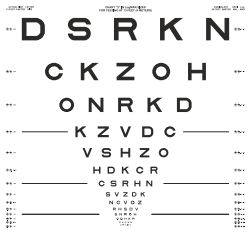


4 Meter Original Series ETDRS Chart 1

ETDRS charts use a series of three charts with different permutations of optotypes. ETDRS Chart 1 is used to test the right eye's acuity. ETDRS Chart 2, and Chart R are used to test the visual acuity in the left eye and both eyes, respectively. The use of three ETDRS eye charts to test the visual acuity of one patient prevents memorization and helps increase accuracy and consistency in results.

Product Code: IETDREN1

Chart measures 24.5" x 25.5" (62 x 65 cm)




4 Meter Original Series ETDRS Chart 2

ETDRS charts use a series of three charts with different permutations of optotypes. ETDRS Chart 1 is used to test the right eye's acuity. ETDRS Chart 2, and Chart R are used to test the visual acuity in the left eye and both eyes, respectively. The use of three ETDRS eye charts to test the visual acuity of one patient prevents memorization and helps increase accuracy and consistency in results.

Product Code: IETDREN2

Chart measures 24.5" x 25.5" (62 x 65 cm)

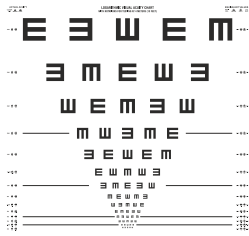


4 Meter Original Series ETDRS Chart R

ETDRS charts use a series of three charts with different permutations of optotypes. ETDRS Chart 1 is used to test the right eye's acuity. ETDRS Chart 2, and Chart R are used to test the visual acuity in the left eye and both eyes, respectively. The use of three ETDRS eye charts to test the visual acuity of one patient prevents memorization and helps increase accuracy and consistency in results.

Product Code: IETDREN R

Chart measures 24.5" x 25.5" (62 x 65 cm)




Tumbling E Chart In ETDRS Format Chart 1

ETDRS charts use a series of three charts with different permutations of optotypes. ETDRS Chart 1 is used to test the right eye's acuity. ETDRS Chart 2, and Chart R are used to test the visual acuity in the left eye and both eyes, respectively. The use of three ETDRS eye charts to test the visual acuity of one patient prevents memorization and helps increase accuracy and consistency in results.

Product Code: 500044

Chart measures 24.5" x 25.5" (62 x 65 cm)




Tumbling E Chart In ETDRS Format Chart 2

ETDRS charts use a series of three charts with different permutations of optotypes. ETDRS Chart 1 is used to test the right eye's acuity. ETDRS Chart 2, and Chart R are used to test the visual acuity in the left eye and both eyes, respectively. The use of three ETDRS eye charts to test the visual acuity of one patient prevents memorization and helps increase accuracy and consistency in results.

Product Code: 500045

Chart measures 24.5" x 25.5" (62 x 65 cm)

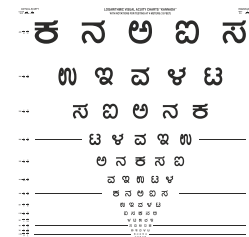


Tumbling E Chart In ETDRS Format Chart R

ETDRS charts use a series of three charts with different permutations of optotypes. ETDRS Chart 1 is used to test the right eye's acuity. ETDRS Chart 2, and Chart R are used to test the visual acuity in the left eye and both eyes, respectively. The use of three ETDRS eye charts to test the visual acuity of one patient prevents memorization and helps increase accuracy and consistency in results.

Product Code: 500046

Chart measures 24.5" x 25.5" (62 x 65 cm)




Original I-ETDRS Log Mar Vision Chart "Kannada"

ETDRS charts use a series of three charts with different permutations of optotypes. ETDRS Chart 1 is used to test the right eye's acuity. ETDRS Chart 2, and Chart R are used to test the visual acuity in the left eye and both eyes, respectively. The use of three ETDRS eye charts to test the visual acuity of one patient prevents memorization and helps increase accuracy and consistency in results.

Product Code: IETDRSVK

Chart measures 24.5" x 25.5" (62 x 65 cm)




Original I-ETDRS Log Mar Vision Chart "Gujarati"

ETDRS charts use a series of three charts with different permutations of optotypes. ETDRS Chart 1 is used to test the right eye's acuity. ETDRS Chart 2, and Chart R are used to test the visual acuity in the left eye and both eyes, respectively. The use of three ETDRS eye charts to test the visual acuity of one patient prevents memorization and helps increase accuracy and consistency in results.

Product Code: IETDRSVG

Chart measures 24.5" x 25.5" (62 x 65 cm)



Original I-ETDRS Log Mar Vision Chart "Bangala"

ETDRS charts use a series of three charts with different permutations of optotypes. ETDRS Chart 1 is used to test the right eye's acuity. ETDRS Chart 2, and Chart R are used to test the visual acuity in the left eye and both eyes, respectively. The use of three ETDRS eye charts to test the visual acuity of one patient prevents memorization and helps increase accuracy and consistency in results.

Product Code: IETDRSVB

Chart measures 24.5" x 25.5" (62 x 65 cm)



Original I-ETDRS Log Mar Vision Chart "Hindi"

ETDRS charts use a series of three charts with different permutations of optotypes. ETDRS Chart 1 is used to test the right eye's acuity. ETDRS Chart 2, and Chart R are used to test the visual acuity in the left eye and both eyes, respectively. The use of three ETDRS eye charts to test the visual acuity of one patient prevents memorization and helps increase accuracy and consistency in results.

Product Code: IETDRSVH

Chart measures 24.5" x 25.5" (62 x 65 cm)



Original I-ETDRS Log Mar Vision Chart "ASSAMESE"

ETDRS charts use a series of three charts with different permutations of optotypes. ETDRS Chart 1 is used to test the right eye's acuity. ETDRS Chart 2, and Chart R are used to test the visual acuity in the left eye and both eyes, respectively. The use of three ETDRS eye charts to test the visual acuity of one patient prevents memorization and helps increase accuracy and consistency in results.

Product Code: IETDRSVA

Chart measures 24.5" x 25.5" (62 x 65 cm)

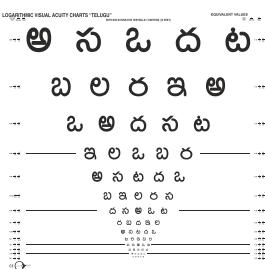


Original I-ETDRS Log Mar Vision Chart "Tamil"

ETDRS charts use a series of three charts with different permutations of optotypes. ETDRS Chart 1 is used to test the right eye's acuity. ETDRS Chart 2, and Chart R are used to test the visual acuity in the left eye and both eyes, respectively. The use of three ETDRS eye charts to test the visual acuity of one patient prevents memorization and helps increase accuracy and consistency in results.

Product Code: IETDRSVTA

Chart measures 24.5" x 25.5" (62 x 65 cm)

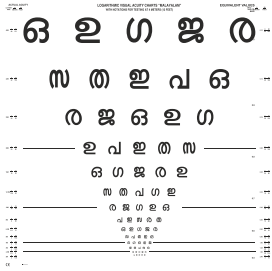


Original I-ETDRS Log Mar Vision Chart "Telugu"

ETDRS charts use a series of three charts with different permutations of optotypes. ETDRS Chart 1 is used to test the right eye's acuity. ETDRS Chart 2, and Chart R are used to test the visual acuity in the left eye and both eyes, respectively. The use of three ETDRS eye charts to test the visual acuity of one patient prevents memorization and helps increase accuracy and consistency in results.

Product Code: IETDRSVT

Chart measures 24.5" x 25.5" (62 x 65 cm)




Original I-ETDRS Log Mar Vision Chart "Malyalam"

ETDRS charts use a series of three charts with different permutations of optotypes. ETDRS Chart 1 is used to test the right eye's acuity. ETDRS Chart 2, and Chart R are used to test the visual acuity in the left eye and both eyes, respectively. The use of three ETDRS eye charts to test the visual acuity of one patient prevents memorization and helps increase accuracy and consistency in results.

Product Code: IETDRSVMA

Chart measures 24.5" x 25.5" (62 x 65 cm)



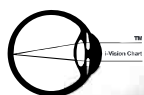
Original I-ETDRS Log Mar Vision Chart "Arabic"

ETDRS charts use a series of three charts with different permutations of optotypes. ETDRS Chart 1 is used to test the right eye's acuity. ETDRS Chart 2, and Chart R are used to test the visual acuity in the left eye and both eyes, respectively. The use of three ETDRS eye charts to test the visual acuity of one patient prevents memorization and helps increase accuracy and consistency in results.

Product Code: IETDRSVAR

Chart measures 24.5" x 25.5" (62 x 65 cm)

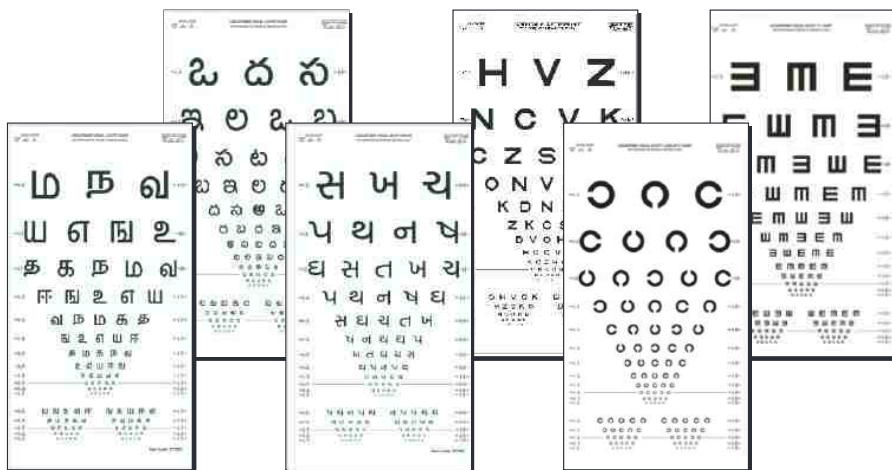
IETDREN1	Log Mar Vision Chart	ETDRS Chart #1	24.5" x 25.5
IETDREN2	Log Mar Vision Chart	ETDRS Chart #2	24.5" x 25.5
IETDRENR	Log Mar Vision Chart	ETDRS Chart #R	24.5" x 25.5
500044	Log Mar Vision Chart	ETDRS Chart #1	24.5" x 25.5
500045	Log Mar Vision Chart	ETDRS Chart #2	24.5" x 25.5
500046	Log Mar Vision Chart	ETDRS Chart #R	24.5" x 25.5
IETDRSVK	Log Mar Vision Chart	Kannada	24.5" x 25.5
IETDRSVG	Log Mar Vision Chart	Gujarati	24.5" x 25.5
IETDRSVB	Log Mar Vision Chart	Bangala	24.5" x 25.5
IETDRSVH	Log Mar Vision Chart	Hindi	24.5" x 25.5
IETDRSVA	Log Mar Vision Chart	Assmeme	24.5" x 25.5
IETDRSVTA	Log Mar Vision Chart	Tamil	24.5" x 25.5
IETDRSVT	Log Mar Vision Chart	Telugu	24.5" x 25.5
IETDRSVMA	Log Mar Vision Chart	Malayalam	24.5" x 25.5
IETDRSVAR	Log Mar Vision Chart	Arabic	24.5" x 25.5



i - VISION CHART

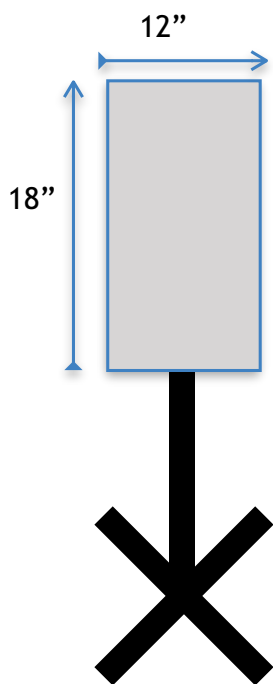


For 3 Meter



हिन्दी चार्ट
गुजराती चार्ट
तेलुगू चार्ट
कन्नड़ चार्ट
तमिल चार्ट
बांग्ला चार्ट
असमिया चार्ट
अरबी चार्ट
ओरिया चार्ट
वराह चार्ट
Landolt C Chart
Tumbling E Chart

- Designed for use to be used in Door as well as outdoor clinical studies and low vision evaluations where accurate, repeatable visual acuity measurements are required.
- Lines are of equal a.
- Geometric progression in letter size from line to line.
- Letter size is only variable.
- Can be wall-mounted.
- USB Power options as well as direct power connectivity
- Light weight 1.2 Kg
- Landolt C Chart
- Durable molded to be used in rough conditions
- Tumbling E Chart



ILMCHI3M	3 meter Log Mar Chart	हिन्दी चार्ट	12X18
ILMCGJ3M	3 meter Log Mar Chart	गुजराती चार्ट	12X18
ILMCTU3M	3 meter Log Mar Chart	तेलुगू चार्ट	12X18
ILMCKA3M	3 meter Log Mar Chart	कन्नड़ चार्ट	12X18
ILMCTA3M	3 meter Log Mar Chart	तमिल चार्ट	12X18
ILMCBA3M	3 meter Log Mar Chart	बांग्ला चार्ट	12X18
ILMCAS3M	3 meter Log Mar Chart	असमिया चार्ट	12X18
ILMCAR3M	3 meter Log Mar Chart	अरबी चार्ट	12X18
ILMCOR3M	3 meter Log Mar Chart	ओरिया चार्ट	12X18
ILMCVA3M	3 meter Log Mar Chart	वराह चार्ट	12X18
ILMCMA3M	3 meter Log Mar Chart	Malayalam	12X18
ILMCLC3M	3 meter Log Mar Chart	Landolt C Chart	12X18
ILMCTE3M	3 meter Log Mar Chart	Tumbling E Chart	12X18
IETDRSVMA	3 meter Log Mar Chart Cabinet	USB Operated, LED	12X18
I3M	3 Mirror with Stand	Without sheets	12X18

Contrast Sensitivity Chart



Product Code: CSVC

For use at 100cm (1m) Includes two charts which may be wall or easel mounted and score sheets. Illumination of 85 cd/m² is key to good results

Designed by Dr. Kuldeep Raizada, PhD as he believe contrast sensitivity as a realistic assessment of how well the patient sees large faint objects.

The chart follows the luminance, and letter spacing recommendations of the Committee on Vision of the National Academy of Sciences and National Research Council (Adv. Ophthal 41, 103-148, 1980).

The letter sequences are organized into groups of three (triplets) with two triplets per line. Within each triplet, all letters have the same contrast. The contrast decreases from one triplet to the next, even within one line.

The testing of contrast sensitivity on a regular basis is key to detecting early signs of diseases such as Parkinson's, Glaucoma, and Cataracts. By testing with several different contrast levels configured together, the patient's contrast sensitivity level is better assessed and records will be more precise.